

FICHA TÉCNICA POR CLIENTE / CONTRATO / LIQUIDACION

Periodo del 01/01/2011 al 30/09/2015

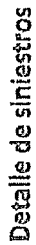
Empresa: CONGRESO DE LA REPUBLICA

Producto: VIDA GRUPO


RUC

AÑO	PRIMA NETA DEVENGADA	LIQUIDADOS	RESERVA	SINIESTRALIDAD	
				% ANUAL	% ACUMULADO
2011	\$306,709.69	\$0.00	\$0.00	0.00%	0.00%
2012	\$268,371.26	\$0.00	\$0.00	0.00%	0.00%
2013	\$183,019.69	\$112,999.64	\$0.00	61.74%	14.91%
2014	\$116,354.38	\$0.00	\$0.00	0.00%	12.92%
2015	\$130,256.98	\$0.00	\$0.00	0.00%	11.25%
TOTAL:	\$1,004,712.00	\$112,999.64	\$0.00		11.25%





ESTADO	PRODUCTO	NÚMERO POLIZA	FECHA OCURRENCIA	MONEDA	CONTRATANTE	ASEGURADO	MONTA LIQUIDAD
Pagado	VidaLev	32182521	2017-10-30	SOL	CONGRESO DE LA REPUBLICA	ASEGURADO 1	23,410.99
Pagado	VidaLev	32182521	2017-10-30	SOL	CONGRESO DE LA REPUBLICA	ASEGURADO 1	3,999.60
Pagado	VidaLev	32182521	2017-10-30	SOL	CONGRESO DE LA REPUBLICA	ASEGURADO 1	4,000.80
Pagado	VidaLev	32182521	2017-10-30	SOL	CONGRESO DE LA REPUBLICA	ASEGURADO 1	23,418.02
Pagado	VidaLev	32182521	2017-10-30	SOL	CONGRESO DE LA REPUBLICA	ASEGURADO 1	23,410.99
Pagado	VidaLev	32182521	2017-10-30	SOL	CONGRESO DE LA REPUBLICA	ASEGURADO 1	3,999.60
Pagado	VidaLev	32182521	2017-11-27	SOL	CONGRESO DE LA REPUBLICA	ASEGURADO 2	12,000.00
Pagado	VidaLev	32182521	2017-11-27	SOL	CONGRESO DE LA REPUBLICA	ASEGURADO 2	49,312.00
Pagado	VidaLev	32182521	2018-01-02	SOL	CONGRESO DE LA REPUBLICA	ASEGURADO 3	12,000.00
Pendiente	VidaLev	32182521	2018-01-08	SOL	CONGRESO DE LA REPUBLICA	ASEGURADO 15	49,312.00
Pagado	VidaLev	32182521	2018-01-26	SOL	CONGRESO DE LA REPUBLICA	ASEGURADO 4	50,672.00
Pagado	VidaLev	32182521	2018-01-26	SOL	CONGRESO DE LA REPUBLICA	ASEGURADO 4	12,000.00
Pagado	VidaLev	32182521	2018-01-27	SOL	CONGRESO DE LA REPUBLICA	ASEGURADO 5	3,000.00
Pagado	VidaLev	32182521	2018-01-27	SOL	CONGRESO DE LA REPUBLICA	ASEGURADO 5	12,328.00
Pagado	VidaLev	32182521	2018-01-27	SOL	CONGRESO DE LA REPUBLICA	ASEGURADO 5	3,000.00
Pagado	VidaLev	32182521	2018-01-27	SOL	CONGRESO DE LA REPUBLICA	ASEGURADO 5	3,000.00
Pagado	VidaLev	32182521	2018-01-27	SOL	CONGRESO DE LA REPUBLICA	ASEGURADO 5	12,328.00
Pagado	VidaLev	32182521	2018-01-27	SOL	CONGRESO DE LA REPUBLICA	ASEGURADO 5	12,328.00
Pagado	VidaLev	32182521	2018-01-27	SOL	CONGRESO DE LA REPUBLICA	ASEGURADO 5	12,328.00
Pagado	VidaLev	32182521	2018-01-27	SOL	CONGRESO DE LA REPUBLICA	ASEGURADO 5	3,000.00
Pagado	VidaLev	32182521	2018-01-27	SOL	CONGRESO DE LA REPUBLICA	ASEGURADO 5	3,000.00
Pagado	VidaLev	32182521	2018-01-27	SOL	CONGRESO DE LA REPUBLICA	ASEGURADO 5	3,000.00
Pagado	VidaLev	32182521	2018-01-27	SOL	CONGRESO DE LA REPUBLICA	ASEGURADO 5	3,999.60
Pagado	VidaLev	32182521	2018-01-29	SOL	CONGRESO DE LA REPUBLICA	ASEGURADO 6	3,999.60
Pagado	VidaLev	32182521	2018-01-29	SOL	CONGRESO DE LA REPUBLICA	ASEGURADO 6	4,000.80
Pagado	VidaLev	32182521	2018-01-29	SOL	CONGRESO DE LA REPUBLICA	ASEGURADO 6	34,177.92
Pagado	VidaLev	32182521	2018-01-29	SOL	CONGRESO DE LA REPUBLICA	ASEGURADO 6	34,188.16
Pagado	VidaLev	32182521	2018-01-29	SOL	CONGRESO DE LA REPUBLICA	ASEGURADO 6	34,177.92
Pagado	VidaLev	32182521	2018-02-14	SOL	CONGRESO DE LA REPUBLICA	ASEGURADO 7	4,000.80
Pagado	VidaLev	32182521	2018-02-14	SOL	CONGRESO DE LA REPUBLICA	ASEGURADO 7	19,566.04
Pagado	VidaLev	32182521	2018-02-14	SOL	CONGRESO DE LA REPUBLICA	ASEGURADO 7	3,999.60
Pagado	VidaLev	32182521	2018-02-14	SOL	CONGRESO DE LA REPUBLICA	ASEGURADO 7	3,999.60
Pagado	VidaLev	32182521	2018-02-14	SOL	CONGRESO DE LA REPUBLICA	ASEGURADO 7	19,571.92
Pagado	VidaLev	32182521	2018-02-14	SOL	CONGRESO DE LA REPUBLICA	ASEGURADO 7	19,566.04
Pagado	VidaLev	32182521	2018-02-25	SOL	CONGRESO DE LA REPUBLICA	ASEGURADO 8	3,000.00



ITE DE SINIESTRALIDAD - CONGRESO DE LA REPUBLICA
ACCIDENTES PERSONALES

A: DOLARES

Vigencia	Documento	Riesgo	Prima Neta Devengada	Costo Siniestros	Siniestralidad	
Jul-07	Dic-07	1010710100033	CONGRESISTAS DE LA REPUBLICA	66,402	0.00%	
Ene-08	Dic-08	1010710100033	CONGRESISTAS DE LA REPUBLICA	137,665	543,225.55	394.60%
Ene-09	Dic-09	1010710100033	CONGRESISTAS DE LA REPUBLICA	79,907	0.00	0.00%

Vigencia	Documento	Riesgo	Prima Neta Devengada	Costo Siniestros	Siniestralidad	
Abr-09	Dic-09	1010910100069	CONGRESISTAS DE LA REPUBLICA	239,056	0.00	0.00%
Ene-10	Nov-10	1010910100069	CONGRESISTAS DE LA REPUBLICA	283,450	0.00	0.00%

Vigencia	Documento	Riesgo	Prima Neta Devengada	Costo Siniestros	Siniestralidad	
Nov-10	Dic-10	1011010100274	CONGRESISTAS DE LA REPUBLICA	35,070	0.00	0.00%
Ene-11	Dic-11	1011010100274	CONGRESISTAS DE LA REPUBLICA	341,309	0.00	0.00%
Ene-12	Mar-12	1011010100274	CONGRESISTAS DE LA REPUBLICA	65,619	0.00	0.00%

Vigencia	Documento	Riesgo	Prima Neta Devengada	Costo Siniestros	Siniestralidad	
Mar-12	Jun-12	1011210100052	CONGRESISTAS DE LA REPUBLICA	99,010	0.00	0.00%

Vigencia	Documento	Riesgo	Prima Neta Devengada	Costo Siniestros	Siniestralidad
Jun-12	Dic-12	1011210100211	CONGRESISTAS DE LA REPUBLICA Y PARLAMENTARIOS ANDINOS	143,590	0.00%
Ene-13	Set-13	1011210100211	CONGRESISTAS DE LA REPUBLICA Y PARLAMENTARIOS ANDINOS	191,164	0.00%

Vigencia	Documento	Riesgo	Prima Neta Devengada	Costo Siniestros	Siniestralidad	
Set-13	Dic-13	1011310100398	CONGRESISTAS DE LA REPUBLICA Y PARLAMENTARIOS ANDINOS	40,905	0.00	0.00%
Ene-14	Dic-14	1011310100398	CONGRESISTAS DE LA REPUBLICA Y PARLAMENTARIOS ANDINOS	154,591	0.00	0.00%

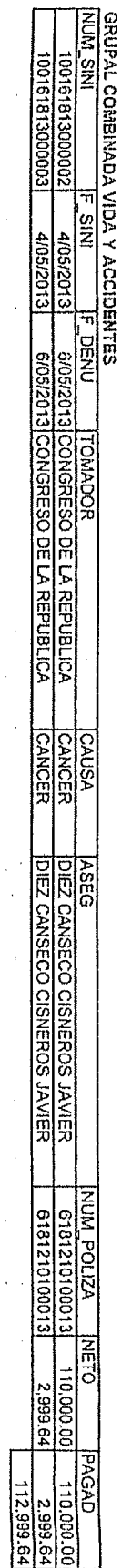
Vigencia	Documento	Riesgo	Prima Neta Devengada	Costo Siniestros	Siniestralidad	
Dic-14	Dic-15	1011410100461	CONGRESISTAS DE LA REPUBLICA Y PARLAMENTARIOS ANDINOS	205,388	0.00	0.00%
Ene-16	Abr-16	1011410100461	CONGRESISTAS DE LA REPUBLICA Y PARLAMENTARIOS ANDINOS	59,363	0.00	0.00%

Vigencia	Documento	Riesgo	Prima Neta Devengada	Costo Siniestros	Siniestralidad	
Abr-16	Dic-16	1011610100134	CONGRESISTAS DE LA REPUBLICA Y PARLAMENTARIOS ANDINOS	85,905	0.00	0.00%
Ene-17	Feb-17	1011610100134	CONGRESISTAS DE LA REPUBLICA Y PARLAMENTARIOS ANDINOS	19,591	0.00	0.00%



Nº Siniestro	F. Siniestro	Motivo	Pagado	Póliza
100110108001535	18/09/2008	Muerte accidental + sepelio + gastos de curación	543,225.55	1010710100033





RESULTADO TECNICO - VIDA GRUPO

ACTUALIZADO a AGOSTO 2019

EMPRESA	CONGRESO DE LA REPUBLICA
RUC	20161749126

RESULTADO TECNICO (Anual)							
	Primas	Siniestros Pagados	Siniestros Pendientes	Total Siniestros	IBNR	Total Siniestros + IBNR	Siniestralidad %
2017	S/. 82,617	S/. -	S/. -	S/. -	S/. 1,322	S/. 1,322	2%
2018	S/. 128,510	S/. 363,000	S/. -	S/. 363,000	S/. 5,603	S/. 368,603	287%
A Agosto, 2019	S/. 210,605	S/. -	S/. -	S/. -	S/. 52,441	S/. 52,441	25%
Total	S/. 421,732	S/. 363,000	S/. 0	S/. 363,000	S/. 59,366	S/. 422,366	100%



RESULTADO TECNICO - TOTAL VIDA
ACTUALIZADO a AGOSTO 2019

EMPRESA	CONGRESO DE LA REPUBLICA
RUC	20161749126

RESULTADO TECNICO (Anual)								
	Primas	Siniestros Pagados	Siniestros Pendientes	Total Siniestros	IBNR	Total Siniestros + IBNR	Sinistralidad %	
2017	S/. 252,821	S/. 143,552	S/. -	S/. 143,552	S/. 4,045	S/. 147,597	58%	
2018	S/. 484,957	S/. 926,430	S/. 49,312	S/. 975,742	S/. 21,144	S/. 996,886	206%	
A Agosto 2019	S/. 387,560	S/. 439,606	S/. -	S/. 439,606	S/. 96,502	S/. 536,108	138%	
Total	S/. 1,125,337	S/. 1,509,587	S/. 49,312	S/. 1,558,899	S/. 121,692	S/. 1,680,591	149%	



Detalle de siniestros

Vida Grupo

ESTADO	PRODUCTO	NUMERO POLIZA	FECHA OCURRENCIA	COBERTURA	CONTRATANTE	ASEGURADO	PAGO
Pagado	VidaGrupo	32049889	2018-09-17	Muerte Natural	CONGRESO DE LA REPUBLICA	ASEGURADO 10	S/ 181,500.00
Pagado	VidaGrupo	32049889	2018-09-17	Muerte Natural	CONGRESO DE LA REPUBLICA	ASEGURADO 10	S/ 181,500.00
						S/	363,000.00



RESULTADO TECNICO - VIDA
ACTUALIZADO a Octubre 2020

EMPRESA	CONGRESO DE LA REPUBLICA
RUC	

RESULTADO TECNICO (Anual)

	Primas	Siniestros Pagados	Siniestros Pendientes	Total Siniestros	IBNR	Total +IBNR	Siniestralidad %
1997	S/. -	S/. -	S/. -	S/. -	S/. -	S/. -	N.A.
1998	S/. -	S/. -	S/. -	S/. -	S/. -	S/. -	N.A.
1999	S/. -	S/. -	S/. -	S/. -	S/. -	S/. -	N.A.
2000	S/. -	S/. -	S/. -	S/. -	S/. -	S/. -	N.A.
2001	S/. 1,149,895	S/. -	S/. -	S/. -	S/. -	S/. -	0%
2002	S/. 865,276	S/. 40,006	S/. -	S/. 40,006	S/. -	S/. 40,006	5%
2003	S/. 2,182,981	S/. 473,929	S/. -	S/. 473,929	S/. -	S/. 473,929	22%
2004	S/. 911,837	S/. 94,141	S/. -	S/. 94,141	S/. -	S/. 94,141	10%
2005	S/. 1,975,956	S/. -	S/. -	S/. -	S/. -	S/. -	0%
2006	S/. 1,851,462	S/. 359,639	S/. -	S/. 359,639	S/. -	S/. 359,639	19%
2007	S/. 882,409	S/. 113,276	S/. -	S/. 113,276	S/. -	S/. 113,276	13%
2008	S/. 518,168	S/. 407,157	S/. -	S/. 407,157	S/. -	S/. 407,157	79%
2009	S/. 1,108,536	S/. 329,042	S/. -	S/. 329,042	S/. -	S/. 329,042	30%
2010	S/. 1,404,813	S/. 145,379	S/. -	S/. 145,379	S/. -	S/. 145,379	10%
2011	S/. 1,248,179	S/. 104,705	S/. -	S/. 104,705	S/. -	S/. 104,705	8%
2012	S/. 363,941	S/. 35,056	S/. -	S/. 35,056	S/. -	S/. 35,056	10%
2013	S/. -	S/. -	S/. -	S/. -	S/. -	S/. -	N.A.
2014	S/. -	S/. -	S/. -	S/. -	S/. -	S/. -	N.A.
2015	S/. -	S/. -	S/. -	S/. -	S/. -	S/. -	N.A.
2016	S/. -	S/. -	S/. -	S/. -	S/. -	S/. -	N.A.
2017	S/. 318,266	S/. 143,552	S/. -	S/. 143,552	S/. 2,864	S/. 146,416	46%
2018	S/. 390,769	S/. 722,742	S/. -	S/. 722,742	S/. 6,252	S/. 728,994	187%
2019	S/. 416,854	S/. 841,149	S/. -	S/. 841,149	S/. 18,175	S/. 859,324	206%
2020	S/. 1,368,661	S/. 801,741	S/. -	S/. 801,741	S/. 340,797	S/. 1,142,538	83%
Total	S/. 16,958,002	S/. 4,611,515	S/. 0	S/. 4,611,515	S/. 368,088	S/. 4,979,603	29%



RESULTADO TECNICO - VIDA LEY
ACTUALIZADO a Octubre 2020

EMPRESA	CONGRESO DE LA REPUBLICA
RUC	

RESULTADO TECNICO (Anual)							
	Primas	Siniestros Pagados	Siniestros Pendientes	Total Siniestros	IBNR	Total +IBNR	Siniestralidad %
1997	S/. -	S/. -	S/. -	S/. -	S/. -	S/. -	N.A.
1998	S/. -	S/. -	S/. -	S/. -	S/. -	S/. -	N.A.
1999	S/. -	S/. -	S/. -	S/. -	S/. -	S/. -	N.A.
2000	S/. -	S/. -	S/. -	S/. -	S/. -	S/. -	N.A.
2001	S/. 29,807	S/. -	S/. -	S/. -	S/. -	S/. -	0%
2002	S/. 414,892	S/. 40,006	S/. -	S/. 40,006	S/. -	S/. 40,006	10%
2003	S/. 344,221	S/. 124,301	S/. -	S/. 124,301	S/. -	S/. 124,301	36%
2004	S/. 273,179	S/. 94,141	S/. -	S/. 94,141	S/. -	S/. 94,141	34%
2005	S/. 314,318	S/. -	S/. -	S/. -	S/. -	S/. -	0%
2006	S/. 283,879	S/. -	S/. -	S/. -	S/. -	S/. -	0%
2007	S/. 169,692	S/. 113,276	S/. -	S/. 113,276	S/. -	S/. 113,276	67%
2008	S/. 337,212	S/. 143,672	S/. -	S/. 143,672	S/. -	S/. 143,672	43%
2009	S/. 4,954	S/. 48,234	S/. -	S/. 48,234	S/. -	S/. 48,234	974%
2010	S/. 693,704	S/. 145,379	S/. -	S/. 145,379	S/. -	S/. 145,379	21%
2011	S/. 379,714	S/. 104,705	S/. -	S/. 104,705	S/. -	S/. 104,705	28%
2012	S/. 114,427	S/. 35,056	S/. -	S/. 35,056	S/. -	S/. 35,056	31%
2013	S/. -	S/. -	S/. -	S/. -	S/. -	S/. -	N.A.
2014	S/. -	S/. -	S/. -	S/. -	S/. -	S/. -	N.A.
2015	S/. -	S/. -	S/. -	S/. -	S/. -	S/. -	N.A.
2016	S/. -	S/. -	S/. -	S/. -	S/. -	S/. -	N.A.
2017	S/. 115,794	S/. 143,552	S/. -	S/. 143,552	S/. 1,042	S/. 144,594	125%
2018	S/. 274,562	S/. 612,742	S/. -	S/. 612,742	S/. 4,393	S/. 617,135	225%
2019	S/. 267,337	S/. 841,149	S/. -	S/. 841,149	S/. 11,656	S/. 852,805	319%
2020	S/. 688,268	S/. 801,741	S/. -	S/. 801,741	S/. 171,379	S/. 973,120	141%
Total	S/. 4,705,960	S/. 3,247,955	S/. 0	S/. 3,247,955	S/. 188,470	S/. 3,436,424	73%



RESULTADO TECNICO - VIDA GRUPO
ACTUALIZADO a Octubre 2020

EMPRESA	CONGRESO DE LA REPUBLICA
RUC	

RESULTADO TECNICO (Anual)

	Primas	Siniestros Pagados	Siniestros Pendientes	Total Siniestros	IBNR	Total +IBNR	Siniestralidad %
1997	S/. -	S/. -	S/. -	S/. -	S/. -	S/. -	N.A.
1998	S/. -	S/. -	S/. -	S/. -	S/. -	S/. -	N.A.
1999	S/. -	S/. -	S/. -	S/. -	S/. -	S/. -	N.A.
2000	S/. -	S/. -	S/. -	S/. -	S/. -	S/. -	N.A.
2001	S/. 1,120,088	S/. -	S/. -	S/. -	S/. -	S/. -	0%
2002	S/. 450,385	S/. -	S/. -	S/. -	S/. -	S/. -	0%
2003	S/. 1,838,760	S/. 349,627	S/. -	S/. 349,627	S/. -	S/. 349,627	19%
2004	S/. 638,658	S/. -	S/. -	S/. -	S/. -	S/. -	0%
2005	S/. 1,661,638	S/. -	S/. -	S/. -	S/. -	S/. -	0%
2006	S/. 1,567,583	S/. 359,639	S/. -	S/. 359,639	S/. -	S/. 359,639	23%
2007	S/. 712,717	S/. -	S/. -	S/. -	S/. -	S/. -	0%
2008	S/. 180,956	S/. 263,486	S/. -	S/. 263,486	S/. -	S/. 263,486	146%
2009	S/. 1,103,582	S/. 280,809	S/. -	S/. 280,809	S/. -	S/. 280,809	25%
2010	S/. 711,109	S/. -	S/. -	S/. -	S/. -	S/. -	0%
2011	S/. 868,465	S/. -	S/. -	S/. -	S/. -	S/. -	0%
2012	S/. 249,514	S/. -	S/. -	S/. -	S/. -	S/. -	0%
2013	S/. -	S/. -	S/. -	S/. -	S/. -	S/. -	N.A.
2014	S/. -	S/. -	S/. -	S/. -	S/. -	S/. -	N.A.
2015	S/. -	S/. -	S/. -	S/. -	S/. -	S/. -	N.A.
2016	S/. -	S/. -	S/. -	S/. -	S/. -	S/. -	N.A.
2017	S/. 202,472	S/. -	S/. -	S/. -	S/. 1,822	S/. 1,822	1%
2018	S/. 116,207	S/. 110,000	S/. -	S/. 110,000	S/. 1,859	S/. 111,859	96%
2019	S/. 149,517	S/. -	S/. -	S/. -	S/. 6,519	S/. 6,519	4%
2020	S/. 680,393	S/. -	S/. -	S/. -	S/. 169,418	S/. 169,418	25%
Total	S/. 12,252,042	S/. 1,363,561	S/. 0	S/. 1,363,561	S/. 179,618	S/. 1,543,179	13%



RESULTADO TECNICO - AP

ACTUALIZADO a Noviembre 2020

EMPRESA	CONGRESO DE LA REPUBLICA
RUC	

RESULTADO TECNICO (Anual)

	Primas	Siniestros Pagados	Siniestros Pendientes	Total Siniestros	IBNR	Siniestros + IBNR	Siniestralidad %
2015	USD 0.00	USD 0.00	USD 0.00	USD 0.00	USD 0.00	USD 0.00	NA
2016	USD 0.00	USD 0.00	USD 0.00	USD 0.00	USD 0.00	USD 0.00	NA
2017	USD 47,930.20	USD 0.00	USD 0.00	USD 0.00	USD 0.00	USD 0.00	0%
2018	USD 27,170.26	USD 5,000.00	USD 0.00	USD 5,000.00	USD 0.00	USD 5,000.00	18%
2019	USD 34,391.22	USD 0.00	USD 0.00	USD 0.00	USD 0.00	USD 0.00	0%
2020	USD 91,027.07	USD 0.00	USD 0.00	USD 0.00	USD 0.00	USD 0.00	0%
Total	USD 200,518.75	USD 5,000.00	USD 0.00	USD 5,000.00	USD 0.00	USD 5,000.00	2%

